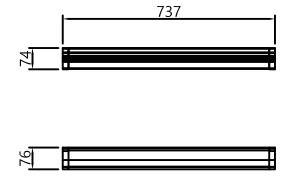
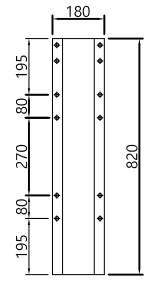
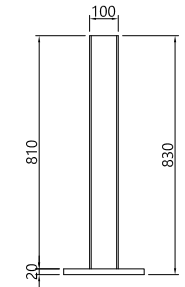
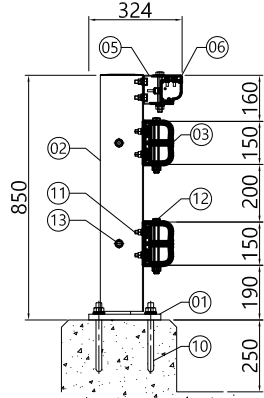
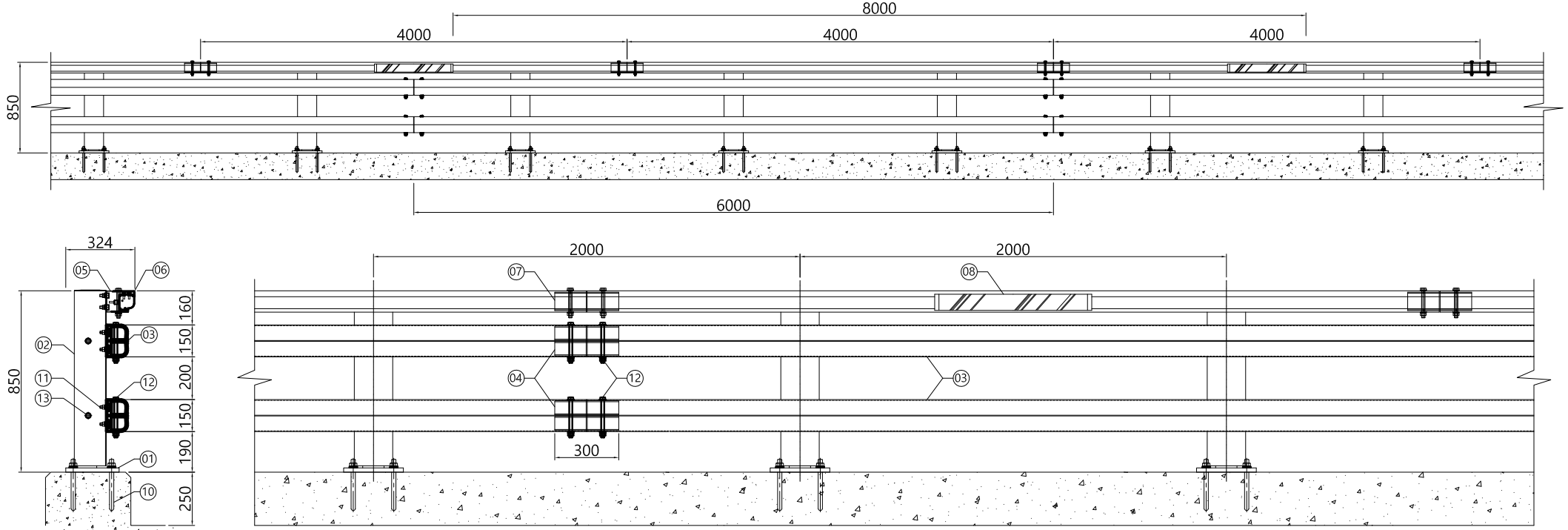
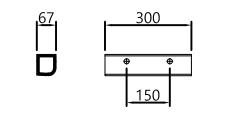


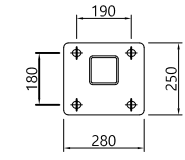
# 조명인입형 방호울타리(교량용) H850 x W2000 - SB4등급



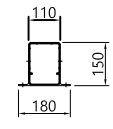
Lighting A'ssy



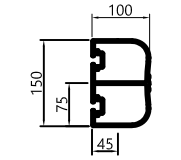
Top/Under Rail Sleeve



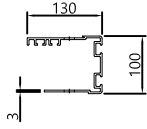
Anchor Plate



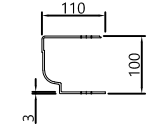
Post



Top/Under Rail



AL Duct Rail



AL Duct Cover

조명인입형 방호울타리(교량용) - SB4등급 (1 SPAN : 6M)

NO	품명	규격	종류 (KS규격)	단위	수량	비고
15	RAIL CAP(시.종점부)	150x100	AC7A	EA	2	
14	BOLT/N/SW/PW	M8x25	A2-70 (KS B 0241)	EA	3	
13	BOLT/N/SW/2PW	M16x130	A2-70 (KS B 0241)	EA	9	
12	BOLT/N/SW/2PW	M16x180	A2-70 (KS B 0241)	EA	4	
11	BOLT/N/SW/2PW	M12x35	A2-70 (KS B 0241)	EA	36	
10	ANCHOR BOLT/N/SW/PW	M20x240	4.8 (KS B 0233)	EA	12	
09	POST CAP	150x110	PE	EA	3	
08	LIGHTING A'SSY	76x74x737	A 6063 S-T5 (KS D 6759)	EA	0.75	
07	AL DUCT SLEEVE	300x86x4.0t	A 6063 S-T5 (KS D 6759)	EA	1.5	
06	AL DUCT COVER	110x100x3996x3.0t	A 6063 S-T5 (KS D 6759)	EA	1.5	
05	AL DUCT RAIL	130x100x3996x3.0t	A 6063 S-T5 (KS D 6759)	EA	1.5	
04	TOP/UNDER RAIL SLEEVE	67x300x5.0t	A 6061 S-T6 (KS D 6759)	EA	4	
03	TOP/UNDER RAIL	150x100x5995x3.5t	A 6061 S-T6 (KS D 6759)	EA	2	
02	POST	180x150x820x3.0t	A 6063 S-T5 (KS D 6759)	EA	3	
01	ANCHOR PLATE	280x250x20t	SS275 (KS D 3503)	EA	3	

사업명								위치정보			도면명	조명인입형 방호울타리(교량용) SB4등급
시설/공구								축척			모델명	ALB-SB4-CL
건설분야	건설단계	개정번호	2018. 02. 28	날짜	최초 작성일	개정내용	과업책임자	분야별책임자	설계자	편철번호	-	